







## MORE TIMES TO GUIDE

**Directions:** In the top row, you see pictures of times to use the GUIDE process for creating classroom rules.

**Row One:** Think about, and then write, other times/places in which you may use the GUIDE process.

**Row Two:** Circle one time/place. Write rules applicable to that time/place.

	 Non-routine	 Large group	 Popular areas	 Routine
One				
Two				