



This guide walks you through presenting the ***Engaging Interactions: Making Learning Meaningful*** in-service suite. These are suggestions so please use the materials as you see fit. This in-service suite includes PowerPoint slides and supporting materials.

### MATERIALS NEEDED:

- Presenter PowerPoint slides (16)
- Projector and audio equipment
- Optional Learning Activities:
  - » *Video Review of Singing Bumblebee* (with slide)
  - » *Discussion of Classroom Scenarios*
  - » *Planning in Your Classroom*
- Tips for Teachers
- Tools for Supervisors
- Helpful Resources
- Flip chart or similar paper and markers for writing participant ideas

### BEFORE YOU BEGIN:

- The purpose of this presentation is to describe strategies that will help teachers to make learning meaningful for children in the classroom by engaging in activities and interactions that support children's understanding of the world around them.
- This is one in a series of in-service suites on *Engaging Interactions*.
- Three main strategies are discussed: linking new learning to children's previous experience, relating concepts to children's lives, and providing children with hands-on learning.
- The presentation includes video clips that illustrate examples of teachers using these strategies.
- As necessary, remind participants that anywhere examples and nonexamples are used (e.g., *Tips for Teachers*) they are specific to the concept being discussed. The nonexamples may be appropriate behaviors in other circumstances.
- Optional learning activities offer participants opportunities to discuss and practice using these strategies.
- Optional slides and learning activities are described in detail at the end of this document.

#### NOTE

The *Supervisor Planning Guide* is an overarching tool that applies to multiple suites in the *Engaging Interactions* series.



## SLIDE 1: MAKING LEARNING MEANINGFUL

### **Introductions**

Begin the training by giving participants background information on yourself. Provide an opportunity for participants to introduce themselves.

Perhaps a skill you learned as a child or young adult related to traditions within your tribal community. How did they learn the skill? Who taught them? How did they feel after accomplishing the new skill for the first time? Bring the large group back together to highlight common themes throughout various experiences. What made these meaningful experiences that solidified the memory?

### **Introduce the topic.**

*Making Learning Meaningful* focuses on strategies teachers can use to support children's learning and development. Developing connections between what children learn and what they do fosters children's natural tendency to make sense out of their many different experiences.





## SLIDE 2: FRAMEWORK FOR EFFECTIVE PRACTICE

Introduce the NCQTL Framework for Effective Practice.

- The House structure supports school readiness for all children.
- The foundation represents effective and engaging interactions and environments.
- The pillars represent research-based curricula and teaching practices and ongoing child assessment.
- The roof represents highly individualized teaching and learning.
- All components interact with each other and are essential for effective everyday practice with all children.
- This presentation fits into the *foundation* of the House:

Relevance of the NCQTL Framework to participants' everyday work.

- Provides the Head Start community with a visual framework for effective teaching practice in classrooms.
- Guides thinking about all the practices that support school readiness.
- Organizes training and professional development.

Introduce *Engaging Interactions*.

- Interactions are the classroom processes that are important for children's social and academic development.
- When teachers create positive emotional relationships, organize the learning environment, and focus on cognitive and language development, children make greater gains that help them succeed in school and life.
- There are three broad blocks to the foundation: Social and Emotional Support, Well-Organized Classroom, and Instructional Interactions. The *Engaging Interactions* series fits in the Instructional Interactions block. Specifically, making learning meaningful is one example of classroom interactions that support children's later success in school.

### NOTE

Classroom processes refer to the way teachers interact with children as well as to how they select and use materials and resources for instructional purposes.



**OBJECTIVES**

---

**Provide a definition** of making learning meaningful for children.

**Give examples and strategies** of how teachers can make learning meaningful in the classroom.

**Connect** to the Head Start Child Development and Early Learning Framework.

**Provide suggestions** for teachers on how to make learning meaningful for children.

## SLIDE 3: OBJECTIVES

Outline objectives for presentations:

- Provide a definition of making learning meaningful for children.
- Give examples and strategies for how teachers can make learning meaningful in the classroom.
- Connect making learning meaningful to the *Head Start Child Development and Early Learning Framework*.
- Provide suggestions for teachers on how to improve their ability to make learning meaningful for children.

**WHAT DOES MAKING LEARNING MEANINGFUL LOOK LIKE?**

---

- Links new learning to children's previous experiences.
- Relates concepts to children's lives.
- Provides children with hands-on learning opportunities.

## SLIDE 4: WHAT DOES MAKING LEARNING MEANINGFUL LOOK LIKE?

Meaningful learning is when activities and classroom interactions support children's understanding of the world around them.

Meaningful learning opportunities:

- Link new learning to children's previous experiences.
- Relate concepts to children's lives.
- Provide children with hands-on learning.

Making learning meaningful is NOT about presenting ideas that are independent of one another or activities and interactions that are too abstract.

### EMPHASIZE \*

Meaningful activities and classroom interactions support children's understanding of the world around them.



LINK NEW LEARNING TO CHILDREN'S PREVIOUS EXPERIENCE

Link children's new knowledge to what they have learned.

"Remember last week when we took a trip to the farm? We were able to see how lots of different vegetables grow. Some grow under the ground and some grow above ground. Today we are going to use some of those same vegetables to make a yummy vegetable soup for our families."



## SLIDE 5: LINK NEW LEARNING TO CHILDREN'S PREVIOUS EXPERIENCE

Effective interactions that make learning meaningful for children link children's new knowledge to what they already know.

When teachers link learning to children's previous experiences, they assist children in making connections between new and previously learned concepts.

- For example, before a teacher reads a book about following a recipe and making soup together with the children as a cooking project, she reminds them of the previous week's lesson about the different ways in which vegetables grow. "Remember last week when we took a trip to the farm? We were able to see how lots of different vegetables grow. Some grow under the ground and some grow above ground. Today we are going to use some of those same vegetables to make a yummy vegetable soup for our families." As each vegetable is introduced in the recipe, the teacher has conversations with the children about what they have learned about each one.

### NOTE

This example could connect to the Early Learning Framework in the areas of Physical Development and Health, Social Studies Knowledge & Skills, Literacy Knowledge & Skills and Science Knowledge & Skills. Other areas could be targeted based on specifics of the lesson.

Another example:

The teacher links a discussion of bees to previous learning the day before about butterflies. Yesterday, the class talked about butterflies as a kind of insect. Today, the teacher links bees to butterflies, asking questions, such as, "How are they the same?" and, "What letter do 'butterfly' and 'bee' start with?"



RELATE CONCEPTS TO CHILDREN'S LIVES

Teach concepts that are a part of children's everyday experiences.



During a unit on recycling children bring in used food boxes from home. Children flatten them down and collect them in a classroom bin. When the classroom bin becomes full, they take a walking field trip to the school's large recycling container.

## SLIDE 6: RELATE CONCEPTS TO CHILDREN'S LIVES

Effective interactions that make learning meaningful for children teach concepts that are part of children's everyday experiences.

Another way to make learning meaningful for children is by helping them to relate new knowledge to their own life experiences. When teachers are able to personalize lessons for children by using familiar objects and themes, children are more inclined to understand and maintain their new knowledge.

- For example, when a teacher introduces a lesson about caring for the earth, he asks children to brainstorm ways they learn about the earth at home and in the community. The children then generate a list of ideas, which may include ideas such as traditional stories and songs and gardening. The children and teachers then create a list of ideas they can include in the classroom. The result is a plan co-created by the children and teachers to invite elders to share stories and songs and to start a classroom garden of corn, squash, and beans.

### NOTE

This example could connect to the Early Learning Framework in the areas of Social Studies Knowledge & Skills, Science Knowledge & Skills, Literacy Knowledge & Skills and Mathematics Knowledge & Skills. Other areas could be targeted based on the specifics of the lesson.

Another example:

Children are pretending to cook in the housekeeping center. The teacher talks with the children about what they are cooking and asks, "What kind of foods do you make with your family at home?"



PROVIDE CHILDREN WITH HANDS-ON LEARNING

Bring concepts to life by putting learning into action.



While children are playing outside in the snow, the teacher says, "Later today, we'll have a chance to meet with our friend from the zoo who will let us touch and feel the fur that keeps animals warm in the winter."

## SLIDE 7: PROVIDE CHILDREN WITH HANDS-ON LEARNING

Effective instruction that makes learning meaningful for children brings concepts to life by putting learning into action.

Another strategy for making learning meaningful for children is to provide children with hands-on opportunities that support the learning of new concepts. When children are able to explore, problem-solve, perform and make things happen with materials related to the targeted concepts, new learning takes root and skills are maintained.

- For example, a teacher is working with the children on a unit focused on sledding, due to community events surrounding an annual sled race. Together the teacher and children create a list of questions about the event and are curious about how the sled dogs stay warm during the race. This conversation leads to an exploration of how other animals stay warm in winter including whales, bears, and foxes. The children create drawings to share their hypotheses about the topic with a local zoo keeper when she comes to visit.

### NOTE


This example could connect to the Early Learning Framework in the areas of Social Studies Knowledge & Skills, Science Knowledge & Skills, Literacy Knowledge & Skills, Mathematics Knowledge & Skills, and Creative Arts Expression. Other areas could be targeted based on the specifics of the lesson.

Another example:

After spending time learning about the different types of fruits and vegetables, children are given an opportunity to make fruit salad for lunch.

HEAD START CHILD DEVELOPMENT AND EARLY LEARNING FRAMEWORK

Making Learning Meaningful for children is important across many domains of the Framework.



Some examples are:

- Social Studies Knowledge & Skills
- Science Knowledge & Skills
- Social & Emotional Development
- Literacy Knowledge & Skills
- Logic & Reasoning
- Creative Arts Expression

## SLIDE 8: HEAD START CHILD DEVELOPMENT AND EARLY LEARNING FRAMEWORK

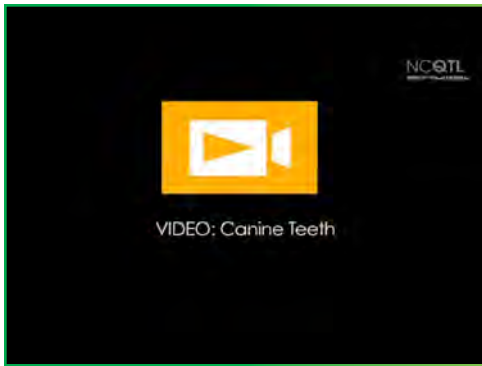
### Introduce the HSCDELf.

*Making Learning Meaningful* can be connected to many domains of the *Head Start Child Development and Early Learning Framework* including:

- Social Studies Knowledge & Skills
- Science Knowledge & Skills
- Social & Emotional Development
- Literacy Knowledge & Skills
- Logic & Reasoning
- Creative Arts Expression







Length of video: Approximately 37 seconds

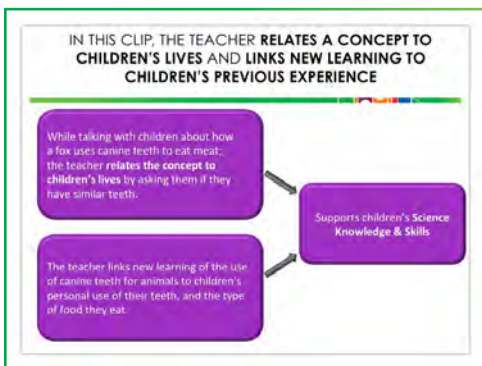
## SLIDE 9: VIDEO: CANINE TEETH

### Introduce the video.

Introduce the video: Inform participants that they will view a video that shows a teacher talking to children about how foxes use their canine teeth.

Ask participants to look for examples of how the teacher makes learning meaningful.

VIDEO 



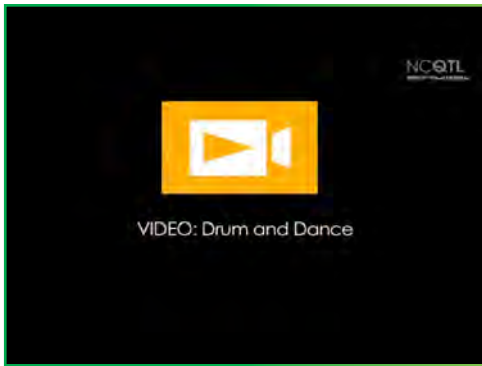
## SLIDE 10: IN THIS CLIP, THE TEACHER RELATES A CONCEPT TO CHILDREN'S LIVES AND LINKS NEW LEARNING TO CHILDREN'S PREVIOUS EXPERIENCE

Highlight main points from the video clips related to making learning meaningful for children:

- In this clip, there were many instances of the teacher engaging in instructionally supportive interactions with the children.
- For example, while talking with children about how a fox uses its canine teeth to eat meat; the teacher **relates the concept to children's lives** by asking them if they have similar teeth.
- Both of the interactions demonstrated in this clip support the development of children's Science Knowledge & Skills, particularly their understanding of the natural world.







Length of video: Approximately 47 seconds

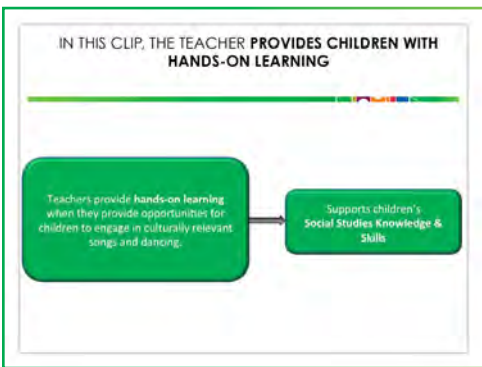
## SLIDE 11: VIDEO: DRUM AND DANCE

### Introduce the video.

Set up video: Inform participants they will view a video that shows teachers and children sharing in a song and dance

Ask participants to look for examples of how the teachers make learning meaningful.

VIDEO 



## SLIDE 12: IN THIS CLIP, THE TEACHER PROVIDES CHILDREN WITH HANDS-ON LEARNING

Highlight main points from the video clips related to making learning meaningful for children:

- In this clip, the teacher provides children with hands-on learning.
- For example, children were given the opportunity to dress in traditional regalia and participate in culturally relevant songs and dancing.
- This interaction supports the development of children's Social Studies Knowledge and Skills by learning the traditions, songs, and language of their community (Knowledge of Self, Family, and Community).



## WHEN CAN I MAKE LEARNING MEANINGFUL FOR CHILDREN?

Children's understanding can be promoted **throughout the school day** in many classroom activities.



## SLIDE 13: WHEN CAN I MAKE LEARNING MEANINGFUL FOR CHILDREN?

Opportunities where learning can be made meaningful occur throughout the school day in different activities.

### DISCUSSION

Ask participants to share examples.

Some possible examples:

- During lunch a teacher might encourage children to link shapes of food (e.g., pizza slice, cracker) to shapes they learned about the day before.
- Teachers can help children relate their block constructions to familiar buildings in their neighborhoods by asking questions such as, "Where have you seen a building like this one before?" or "What buildings do you see on your way to school?"
- After a lesson on insects, children go outdoors to look for bugs and draw pictures of them.

### NOTE

It is important that teachers think intentionally about finding opportunities to do this at different times of the day, and not just during structured instructional activity.





## SLIDE 14: IMPROVING PRACTICE

Three ways to improve instructional interactions in the classrooms:

**Videotape** – Teachers can videotape and watch their classroom interactions. This can help them to observe moment-to-moment interactions with students and reflect on their practice.

**Example:** For example, a teacher videotapes her interactions with a group of children looking at picture books during library time. One child is looking at a book about animals and their habitats. The teacher asks open-ended questions about the picture the child is looking at. The teacher notes that the child responded by describing various attributes of the polar bear. However, she realized that she could have asked further questions that would have built on the concept of habitat that she had introduced the previous day during a nature walk at the park nearby. She could have said, “On our walk yesterday we saw birds and squirrels. Remember how we talked about how all animals need food and a place to rest? We also talked about how different animals live in different kinds of places. Where do polar bears live? What do polar bears eat? Could a polar bear live in the desert? Why not?” This would have helped make the book more meaningful by connecting it to the child’s prior experience with animal habitats.

**Practice with a peer** – It can also be helpful for teachers to “practice with a peer” by either having a peer teacher conduct a live classroom observation, or watch a video together of a practice. Fellow teachers can provide feedback on each other’s behavior and children’s cues and responses. Together, teachers can brainstorm ways that the focus teacher is interacting in the classroom to make improvements and more often make learning meaningful to children’s lives.

**Example:** For example, a peer teacher might observe a music activity at circle time in which the focus teacher was encouraging children to explore different types of musical instruments. The peer teacher might notice that the focus teacher mostly asked questions that required the children to describe the properties of sound and rhythm. The peer teacher might suggest that the focus teacher also try asking questions that help the children to relate sounds and music to their everyday lives. She could have asked, “What kinds of music do you listen to at home?” “Have you been to a musical performance before?” The teacher could then tie children’s previous experiences together with the instruments in the classroom by discussing how their instruments are alike or different from what the children have seen or heard before. This would have helped make the activity more meaningful by connecting the musical activity to different kinds of music children experience in their own cultures and communities.

**Watch a “master teacher”** – Another way to improve practice is to view examples of a more skilled teacher’s interactions with children, either live or on video. Observing the master teacher’s strategies can provide ideas for how to improve a teacher’s own instructional interactions.



## SUMMARY

Teachers can make learning meaningful for children by:

- Linking new learning to children's previous experience
- Relating concepts to children's lives
- Providing children with hands-on learning

## SLIDE 15: SUMMARY

Review strategies to make learning meaningful for children:

- 1. Linking new learning to children's previous experience** – Link children's new knowledge to what they have learned.
- 2. Relating concepts to children's lives** – Cover concepts that are a part of children's everyday experiences.
- 3. Provide children with hands-on learning** – Bring concepts to life by putting learning into action.

## HANDOUT

Based on participant roles:

Distribute and review *Tips for Teachers* handout. This tip sheet provides multiple strategies that teachers can use and examples of what these strategies look like in the classroom.

Please note that the strategies for “What this looks like in action” and “What it is not” are examples specific to those strategies. The behaviors in the nonexamples may be appropriate in other instances depending on children's learning goals.

Distribute and review *Tools for Supervisors. The Supervisor Planning Guide* provides strategies for coaches, mentors, or supervisors to use to help teachers enact change in their practice.

Distribute the *Helpful Resources* handout and review key resources.

You may also complete the optional learning activities described below, including *Video Review*, *Discussion of Classroom Scenarios*, and *Planning in Your Classroom*.

## SLIDE 16: CLOSING


Provide participants with NCQTL contact information and encourage them to visit our website for additional resources.



For more information, contact us at: [NCQTL@UW.EDU](mailto:NCQTL@UW.EDU) or 877-731-0764

This document was prepared under Grant # H16000000 for the U.S. Department of Health and Human Services Administration for Children and Families. OPRE is proud to have staff for the National Center on Quality Teaching and Learning.





Length of video: Approximately 1 minute and 5 seconds

Video courtesy of The Center for Advanced Study of Teaching and Learning:

<http://curry.virginia.edu/research/centers/castl>

## OPTIONAL LEARNING ACTIVITY: VIDEO: SINGING BUMBLEBEE

The *Video Review of Singing Bumblebee* learning activity can be used to discuss strategies that teachers use to make learning for children meaningful in the classroom.

This video shows an example of a science lesson on bees. The teacher makes the lesson meaningful for the children by relating the lesson to the bees the children had seen at the pavilion the week before.

Refer to the *Video Review of Singing Bumblebee: Facilitator Guide* for specific details.

### NOTE

Depending on the number of participants, this activity can be done in the large group or participants can be divided into smaller groups of 3–4.

### Directions

Inform participants they will review the video, look for and write down specific examples of strategies that the teacher uses to make learning meaningful for the children.

### HANDOUT

Distribute *Video Review of Singing Bumblebee* and review directions.

### VIDEO

Explain that the teacher is conducting a lesson on bees and that the children had seen bees the week before at the pavilion.

### OPTIONAL SLIDE PPT

Show the optional video slide, *Singing Bumblebee*.

Participants record examples of observed strategies as they watch the *Singing Bumblebee* video.

### Strategies

Participants discuss examples of strategies they observed in the video directly in the large group or share back after discussion in the smaller groups.

### Connecting strategies to domains

Participants share examples of domains and domain elements from the *Head Start Child Development and Early Learning Framework* they observed being supported in the video. Participants discuss examples directly in the large group or share back after discussion in the smaller groups.





## OPTIONAL LEARNING ACTIVITY: DISCUSSION OF CLASSROOM SCENARIOS

This learning activity provides an opportunity for participants to practice how they might use strategies that make learning meaningful in their own classrooms.

This activity offers four options: identifying strategies, generating statements/questions, creating a script, and role play. The facilitator may use any number and combination of the four options.

Refer to the *Discussion of Classroom Scenarios: Facilitator Guide* for specific details.

### NOTE

If you have a large group, consider dividing participants into several smaller groups for this activity.

### HANDOUT

Distribute *Discussion of Classroom Scenarios* and review directions.

- Each group completes the assigned activities depending on the chosen option(s).

### DISCUSSION

Have small groups share back with the larger group.

#### **For the role play option**

Encourage participants to comment based on their assigned role of teacher, child, or observer.

Possible questions to ask:

- What did you notice the teacher doing?
- How did the children respond?
- What other ways could teachers implement this strategy?





## OPTIONAL LEARNING ACTIVITY: PLANNING IN YOUR CLASSROOM

This learning activity provides an opportunity for participants to develop a plan for how they might incorporate strategies that make learning meaningful into planned activities in their own classrooms. Refer to the *Planning in Your Classroom: Facilitator Guide* for specific details.

### NOTE

If you have a large group, consider dividing participants into several smaller groups for this activity.

### HANDOUT

Distribute the *Planning in Your Classroom* learning activity to participants and review directions.

- Each group completes the assigned activity.

### DISCUSSION

Have small groups share back with the larger group.

### NOTE

The *Planning in Your Classroom* learning activity can also be reviewed and distributed to participants for use in their own classrooms without engaging participants in the learning activity.