



# Visual Support Guide: Visual Schedule

## What?

A visual schedule shows a sequence of events through words, images, or photos. It teaches children routines by telling them what they should be doing and when they should be doing it.

## Why?

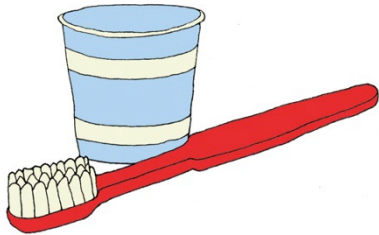
- Visual schedules can help increase children's engagement and independence.
- You can use a visual schedule in different ways.
  - Support a child during a specific activity with multiple steps, like hand washing or circle time.
  - Support a child throughout their entire daily routine.

## How?

- Make a daily schedule.
  - Decide why and when you'd like to use the schedule.
    - Do you want to use the schedule to show all activities during an entire day?
    - Or do you only want to show the activities during a part of the day?
  - Select pictures that represent the activities you've planned for the day.
  - Attach the pictures onto a piece of paper in the correct order. Translate the activities into the languages spoken by the children in your program or create a separate modified chart in each language.
- Use the daily schedule.
  - Show the schedule to the child or children before a routine begins. Explain each activity on the schedule, using language they can understand.
    - You can say, "First, we'll sing a song. Next, we'll do calendar. Then we'll do a movement break. Last, we'll read a story."
    - To help increase their understanding, point to each picture as you say each word. For example, point to the clock picture then the snack picture and say, "Time for snack."
  - Begin the activity or routine. As you move through the routine, refer to the schedule: "Next is movement break!" Use a timer or alarm to signal how long each activity lasts and when it ends.

# Visual Schedule

**Brush Teeth**



**Choice Time**




**Circle Group on the Floor**




**Time For**



**Field Trip**




**Gym**

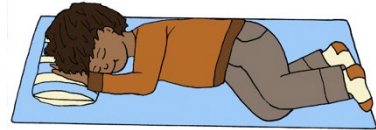


# Visual Schedule

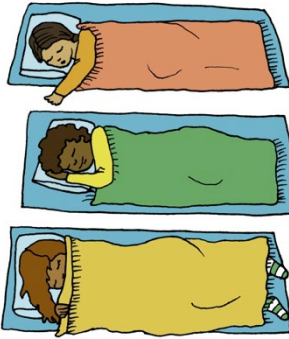
**Journal**



**Rest Time on Mat**



**Rest**



**Party**



**Playground**



**School Bus**




# Visual Schedule

**Small Group Work**



**Meal**



**Special Visitor**



**Surprise**

