



While you're waiting try this breathing exercise.

4 Breathe in through your nose for a count of 4, taking the breath into your belly.

4 Hold your breath for 4 counts.

8 Release your breath through your mouth with a whooshing sound for 8 counts.

National Center on Early Childhood Development, Teaching, and Learning

1



A Moment of Joy
Collaborative play

National Center on Early Childhood Development, Teaching, and Learning

2



Teacher Time

Oct 5, 2023
Joyful and Engaging Environments for Infants and Toddlers

Becky Sughrim, NCECDTL
Mike Browne, NCECDTL

National Center on Early Childhood Development, Teaching, and Learning

3




Our Time Together

- Framework for Effective Practice
- Joy and Play
- Centering Families
- Teacher Toolbox
- Small Change Big Impact
- BookCASE
- All About You

National Center on
Early Childhood Development, Teaching, and Learning

4




Viewer's Guide

Joyful and Engaging Environments for Infants and Toddlers

National Center on
Early Childhood Development, Teaching, and Learning

5




Reflecting Together

What does joyful teaching and learning look and feel like with infants and toddlers?

National Center on
Early Childhood Development, Teaching, and Learning

6



Framework for Effective Practice

National Center on Early Childhood Development, Teaching, and Learning

7

The icon is a green square containing three white vertical bars of varying heights, each with a white percentage symbol below it.

How familiar are you with the framework for effective practice?

- A. I am new to the Framework.
- B. I am familiar with the Framework.
- C. I use the Framework in my work.
- D. I have deep knowledge of the Framework and use it in my work

National Center on Early Childhood Development, Teaching, and Learning

8

What is play?

The first photo shows a woman sitting on the floor with a young child, both smiling. The second photo shows a young boy in a plaid shirt playing with blocks. The third photo shows a young boy in a blue striped shirt playing with colorful stacking toys.

Intrinsically motivated Positive affect Flexible

National Center on Early Childhood Development, Teaching, and Learning

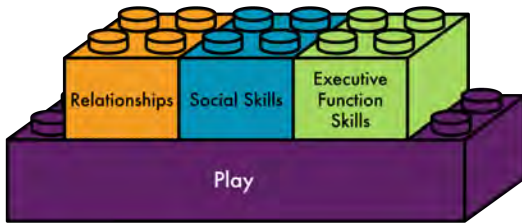
9

“Playful experiences offer a unique context for supportive and rich learning in early childhood. These enable the responsive social interactions with caregivers that help build healthy brain connections.”

The LEGO foundation: Learning through play a summary: a review of the evidence, 2019




10



11

Playful learning



12



When you think of guided play, what comes to mind?



13


Guided play



- Responds to a child's interests
- Follows the child's lead
- Adds a learning goal



14



Guided Play in Action
Sensory exploration with cars



15



Centering Families

National Center on
Early Childhood Development, Teaching, and Learning

17

Families are...



- The first and most important teachers of their children
- Our partners with a critical role in their child's and family's development
- Experts about their child and their family
- Valuable and important contributors

National Center on
Early Childhood Development, Teaching, and Learning

18

Infant toddler daily sheet



- Ask questions that help inform our care and education practices
- Support home to program continuity
- Share joy through a note about the child's day
- Deepen relationships

National Center on
Early Childhood Development, Teaching, and Learning

19







Teacher Toolbox

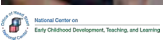


20

Following the child's lead



-  Ongoing *observation and reflection*
-  Building on *children's interests*
-  Being *flexible*



21



Following the child's lead in Action

¡Más Agua!



22


Setting up the environment for joy and engagement



- For educators and children
- Following the child's interests
- Being curious and engaged
- Teachers as Researchers

 National Center on
Early Childhood Development, Teaching, and Learning

23



Setting up the Environment

Considering children's interests

 National Center on
Early Childhood Development, Teaching, and Learning

24

Individualized attention



Name and acknowledge children's play


"You found a bug in the paper!"

"You picked up a red beetle with the tongs!"


Be mindful of tone of voice and body language

 National Center on
Early Childhood Development, Teaching, and Learning

25



Individualized attention
Large motor play




26




**Small Change
Big Impact**



27



Curriculum Modifications
Child preference and adult support



28

The BookCASE

CONNECT
ADVANCED VOCABULARY
SUPPORT ENGAGEMENT
EXTEND BEYOND THE BOOK

Baby Play
JUMP!
Baby Boy
Hello, Puddles!
Let's Dance!

National Center on
Early Childhood Development, Teaching, and Learning

29

The BookCASE

My Heart Fills With Happiness


National Center on
Early Childhood Development, Teaching, and Learning

30


It's All About You

National Center on
Early Childhood Development, Teaching, and Learning

31



All About You
Moving your telescope





32




Join Us For Our Next Episode!
Playful Learning and Joyful Teaching in Preschool
November 2, 2023





33

<https://eclkc.ohs.acf.hhs.gov/about-us/article/mypeers-social-network-early-childhood-professionals>



34



We Want to Hear From You

Please take some time to complete the session evaluation.

For more information contact:
ecd1@ecetta.info
(Toll-free 1-844-261-3752)

This training was supported by the Administration for Children and Families (ACF) of the United States (U.S.) Department of Health and Human Services (HHS) as part of a financial assistance award totaling \$10,300,000 with 100% funded by ACF. The contents are those of the author(s) and do not necessarily represent the official views of, nor an endorsement, by ACF/HHS, or the U.S. Government. This resource may be duplicated for noncommercial uses without permission.

