



While You Are Waiting
Open the Viewer's Guide and Get Ready...



1



April 18, 2024
Supporting Early Learning with American Sign Language

Host
Marie Baeta, NCECDTL

Guest Expert
Sam Sanders, Hearing, Speech, and Deaf Center, Seattle WA


2




Presenter **Guest Expert**



Marie Baeta **Sam Sanders**
MA MA




3



Learning Objectives

1. Share information about American Sign Language, Deaf culture, and infant/toddler language development.
2. Learn and use basic ASL signs and identify strategies for learning and integrating ASL into early learning environments.




4

Definitions

Dual Language Learners

Equity



5


Guest Expert



Sam Sanders
Lead Teacher 0-5
Hearing, Speech, and Deaf Center



6



What Is ASL?

National Center on
Early Childhood Development, Teaching, and Learning

7

What makes ASL unique?



National Center on
Early Childhood Development, Teaching, and Learning

8



What does it mean to be
culturally Deaf?

National Center on
Early Childhood Development, Teaching, and Learning

9



What percentage of deaf or hard of hearing children are born to hearing parents?

- A. 20%
- B. 40%
- C. 60%
- D. 90%

10

Children Who Use Hearing Assistive Devices



11

Early linguistic milestones in signed and spoken languages are **identical**.



12

Infant and Toddler Communication



National Center on
Early Childhood Development, Teaching, and Learning

13

Eye Gaze and Joint Attention



National Center on
Early Childhood Development, Teaching, and Learning


14

Research Highlight



National Center on
Early Childhood Development, Teaching, and Learning


15




Exceptional Eye Gaze

Watch as an educator reads a book to a deaf toddler.

What do you notice about their interaction?




16



Video Placeholder

Eye gaze.mp4



17

Exceptional Eye Gaze



18




Benefits of ASL in Early Childhood

- Earlier access to expressive communication
- Multisensory learning
- Increased engagement
- Increased ASL and English vocabulary
- Reduced frustration
- Supports nonspeaking communication
- Bridge for dual language learners

National Center on Early Childhood Development, Teaching, and Learning

19

Let's Learn Some ASL!



National Center on Early Childhood Development, Teaching, and Learning

20

Milk



National Center on Early Childhood Development, Teaching, and Learning

21

Eat



National Center on
Early Childhood Development, Teaching, and Learning

22

Diaper Change



National Center on
Early Childhood Development, Teaching, and Learning

23

All Done/Finished



National Center on
Early Childhood Development, Teaching, and Learning

24

Nap Time



 National Center on
Early Childhood Development, Teaching, and Learning

25

Help



 National Center on
Early Childhood Development, Teaching, and Learning

26

Play



 National Center on
Early Childhood Development, Teaching, and Learning

27

Wash Hands



 National Center on
Early Childhood Development, Teaching, and Learning

28

Clean Up



 National Center on
Early Childhood Development, Teaching, and Learning

29

Wait



 National Center on
Early Childhood Development, Teaching, and Learning

30

Home



National Center on
Early Childhood Development, Teaching, and Learning

31

Stop



National Center on
Early Childhood Development, Teaching, and Learning


32

Go



National Center on
Early Childhood Development, Teaching, and Learning

33




Strategies to Encourage ASL Learning

National Center on Early Childhood Development, Teaching, and Learning


34

Integrate Signs into Routines



National Center on Early Childhood Development, Teaching, and Learning

35




Signing for Basic Needs

Watch these clips of babies and toddlers signing ASL words to communicate.


What do you notice about how they sign?

National Center on Early Childhood Development, Teaching, and Learning


36




Video Placeholder
More and All Done compilation.mp4



37



Signing for Basic Needs



38

Encourage Joint Attention




39

Learn ASL
Rhythm and
Rhymes




 National Center on
Early Childhood Development, Teaching, and Learning

40




Rhythm and Rhyme

Watch this clip and note how ASL is being used in a rhythmic way.


 National Center on
Early Childhood Development, Teaching, and Learning

41



Video Placeholder

Rhythm and Rhyme.mp4

 National Center on
Early Childhood Development, Teaching, and Learning

42

ASL Rhyme and Rhythm

National Center on
Early Childhood Development, Teaching, and Learning

43

ASL & The Learning Environment

National Center on
Early Childhood Development, Teaching, and Learning

44

What method of attention getting is not appropriate in Deaf culture?

- A. Waving your hand in their visual space
- B. Tapping their shoulder
- C. Throwing a light object near them
- D. Flashing the lights

National Center on
Early Childhood Development, Teaching, and Learning


45



Attention-Gaining Strategies
How many strategies do you see for gaining each other's attention?



46



Video Placeholder
Attention gaining practices.mp4



47

Attention-Gaining Strategies



48

Learning as an Educator



Learn ASL from Deaf People


Invite in Deaf Volunteers

Talk about Differences



49

Resource Highlight: Ready DLL App



50

PUSHPLAY

DTL On Demand



<https://bit.ly/DTL-PUSHPLAY>



51



Thank You!




Join Us For Our
Next Episode!

July 18, 2024
3p.m.-4p.m. EST



52




We Want to Hear From You!

Please take some time to complete the session evaluation.

For more information contact:
ecdttl@ecetta.info
(Toll-free 1-844-261-3752)

This training was supported by the Administration for Children and Families (ACF) of the United States (U.S. Department of Health and Human Services (HHS)) as part of a financial assistance award totaling \$10,200,000 with 100% funded by ACF. The contents are those of the author(s) and do not necessarily represent the official views of, nor an endorsement, by ACF/HHS, or the U.S. Government. This resource may be duplicated for noncommercial uses without permission.



53
