



Before We Begin..

We encourage you to print the following documents from the Resource Widget:

- March 2021 Coaching Corner PPT
- PBC Resource Family



1



We've Got Resources!
An Overview of All Things PBC

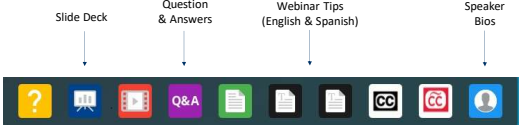
March 17th, 2021

Ragan McLeod
Joyce Escorcia

NATIONAL CENTER ON
Early Childhood Development, Teaching and Learning

2

Webinar Features



Slide Deck

Question & Answers

Webinar Tips (English & Spanish)

Speaker Bios

Help

Media Player

Resource List

Closed Captioning (English & Spanish)

NCECDTL

3

Learning Objectives

- Share the PBC Resource Family as a tool for professional development
- Identify resources that will support you in your coaching work

NCECDTL

4

Practice-Based Coaching

NCECDTL

5

WE HEARD YOU!

NCECDTL

6

Introducing the PBC Resource Family

USING PRACTICE-BASED COACHING TO SUPPORT EFFECTIVE TEACHING PRACTICES

Range of resources to meet various needs:

- Provide introductory information
- Expand on prior knowledge
- Support change in practice

Quick access to resources, including priority and resources

More on how to use resources in real time

EARLY CHILDHOOD COACHES

NCECDTL

7

Overview of the PBC Resource Family

What is Practice-Based Coaching (PBC)?	PBC Component: Collaborative Coaching Partnership	PBC Component: Shared Goals and Action Planning	PBC Component: Focused Observation	PBC Component: Reflection and Feedback
<ul style="list-style-type: none"> PBC Overview What is PBC? What Do We Know About Coaching? Practice-Based Coaching Modules on the iPad PBC Components and Implementation Strategies 	<ul style="list-style-type: none"> Collaborative Partnership Collaborative Coaching Partnerships Collaborative Partnerships Tips for Coaches Strategies to Support Culturally Responsive Coaching NCECDTL Coaching Equity Guide 	<ul style="list-style-type: none"> Shared Goals and Action Planning Component 1: Shared Goals and Action Planning Practice-Based Coaching: Components and Implementation Strategies Handbook: A Guide to Shared Goal Setting and Action Planning Coaching Corner: Webinar: Action Plans: The Benefits of Practice-Based Coaching 	<ul style="list-style-type: none"> Focused Observation Component 2: Focused Observation Observation Coaching Strategies Coaching Corner: Webinar: Using Coaching Strategies to Support Coaches Definitions of Classroom Coaching Strategies Definitions of Early Intervention Practices and Coaching Strategies 	<ul style="list-style-type: none"> Reflection and Feedback Component 3: Reflection and Feedback Reflection and Feedback Coaching Strategies Coaching Corner: Reflection and Feedback: Strategies for Success Constructive Feedback Examples Reflection and Feedback: Journal Prompts: Strategies

KEY: Audio VIDEO WEBSITE PDF

CDTL

8

Overview of the PBC Resource Family

WHAT IS PRACTICE-BASED COACHING (PBC)?
PBC is a professional development strategy that uses a cyclical process. This process supports education staff's use of effective teaching and home visiting practices that lead to positive outcomes for children and families. If you are new to coaching, see the PBC, or would like to introduce others to your program to PBC, then the following resources are for you! Resources in this table introduce the PBC components and the research base for PBC.

OBJECTIVES:

- Identify the key components of PBC
- Describe the research base for the components of PBC
- Discuss ways that PBC can be delivered to support effective practice use by education staff

KEY:

- Beginner:** Provides introductory information to create awareness and build basic understanding.
- Intermediate:** Expands on prior knowledge to inform practice.
- Advanced:** Offers intensive engagement to support change in practice.

Resource Name and Type	Brief Description	Ideas for Using the Resource
<p>PBC Overview</p>	<p>This video provides an overview of PBC and its components. Along with the video, there are fact sheets, guides, and other PBC resources.</p>	<p>Show or watch this video with coachee(s) and others in your program who are new to PBC. Discuss how each component is utilized in your program.</p> <p>Reflect on the alignment of your program's implementation of PBC with the description in the video.</p>

Use this resource to introduce PBC to coaches, support staff, or other stakeholders.

NCECDTL

9

Overview of the PBC Resource Family

PBC COACHING COMPONENT: FOCUSED OBSERVATION
Definition: During the Focused Observation component of Practice-Based Coaching (PBC), the coach observes the coach/teacher implementing the steps of the coaching cycle.

Resource Name and Type	Brief Description	Ideas for Using This Resource
<p>Coaching Comes, Whether Giving Coaching, Receiving it, or Supporting Coaches</p>	<p>Coaches may feel comfortable writing planning, observing, reflecting, and providing feedback to coachees. However, they might feel uncertain about when or how to use specific coaching strategies, like providing support or role playing. In this presentation, explore the use of coaching strategies to support coachees use of effective practices. In this webinar, an expert coach, Debra Ann Shouse, from the University of Florida, shares specific coaching strategies and offers tips for when and how to use them with coachees.</p>	<p>While watching the webinar recording, reflect on which coaching strategies shared are most comfortable for you to use.</p> <p>Choose one new strategy that you would like to implement. Develop a coaching goal for yourself related to this strategy.</p>

Use this resource to improve your implementation of focused observation strategies in the PBC cycle.

Advanced: Offers intensive engagement to support change in practice.

10

Let's Try it Out!

ABC Head Start

11

Review of Resources

This handbook provides tips for coaches on establishing and maintaining collaborative partnerships.

Identify one "tip" that you would like to implement or improve, list three ways that you can build your skill related to this Collaborative Partnerships tip. Discuss the tips shared in the resource with fellow coaches and gather ideas for building collaborative partnerships.

Use this resource to explore the Collaborative Partnerships for Coaches resource.

Advanced: Offers intensive engagement to support change in practice.

Resource Name and Type	Brief Description	Ideas for Using This Resource
<p>Strategies to Support Culturally Responsive Coaching</p>	<p>This resource outlines seven strategies for coaches to support culturally responsive practices as part of the collaborative coaching partnership.</p>	<p>Consider which strategies you are currently using consistently, which you would like to strengthen, and which you would like to try. Identify ways that you may strengthen a strategy or try a new strategy.</p> <p>Choose one new strategy that you would like to strengthen or try in your collaborative partnership. Develop a coaching goal for yourself related to this strategy.</p>

Use this resource to enhance your knowledge of building collaborative partnerships and develop strategies to support your coaching efforts.

12

Table 1: Conducting a Focused Observation

Action plan goal	Possible observation times and activities	Data collection ideas
I will remind children about rules before we begin a new activity to help clarify expectations (what children should do).	Opening large group, centers, and small group.	Count the number of coachee reminders of the rules prior to and during the activity. Count the number of times the coachee references the rules to reinforce children's positive behaviors. Describe how individual children respond to reminders. Tally the number of challenging behaviors during activities.
I will use open-ended questions during book reading to support children's responses and connections to text.	Book reading activities, including large group, small group, and/or individual.	Count open-ended and test questions asked by the coachee. A scan of average child engagement during book readings with and without open-ended questions. Count correct and incorrect responses to questions.
I will increase the number of conversations with children that include three or more turns per speaker.	Center time Outside time	Count turns taken by the coachee and child during conversations. Count the number of children the coachee has conversations with that include three or more turns. Count the number of children the coachee converses with in which there are three or more turns per speaker.

13

Let's Try it Out!

14


Review of Resources

Resource Name and Type	Brief Description	Ideas for Using this Resource
<p>Coaching Corner Webinar: Action Plans, The Road Map of EBC</p>	<p>An effective action plan is the road map to successful coaching. In this video, explore various action plan formats and their components. Learn how to compose sample action plans and decide if they are specific, observable, and measurable.</p>	<p>While watching the webinar recording, complete the Action Plans: The Road Map of EBC Handout to identify strategies you want to try and supports you may need to improve writing action plans.</p> <p>Review the webinar and related materials. Use the Action Plan Quality Checklist to review a recent goal you have written with a coachee. Identify which items are included and which items you would like to include in the future.</p>

Use this resource to identify and develop quality action plans with coachees.


15

Review of Resources

Resource Name and Type	Brief Description	Ideas for Using this Resource
Coaching Corner: Reflection and Feedback Strategies for Success 	In this presentation, learn more about the third component of the PBC cycle, Reflection and Feedback. Discover ways to strengthen and prompt reflection through effective questioning. Explore how to deliver feedback in a way that promotes change in practice. Examine coaching strategies that can be used to support reflection and feedback.	Watch the webinar and complete the Note Taking Sheet to identify strategies you want to try and supports you may need to enhance how you promote reflection and provide feedback. Review the video example on slide 8: Let's Chat. Identify which questions you would ask your coaches to prompt reflection. Identify one resource shared in the webinar that you would like to use to improve your reflection and feedback practices.

Use this resource to support your implementation of reflection and feedback strategies within the PBC cycle.

- Examine strategies for supporting coachee success.
- Identify strategies for providing supportive an...





16

Let's Try it Out!





17


Review of Resources

Resource Name and Type	Brief Description	Ideas for Using this Resource
PBC Overview 	This video provides an overview of PBC and its components. Along with the video, there are fact sheets, guides, and other PBC resources.	Share or watch this video with coach(es) and others in your program who are new to PBC. Discuss how each component is structured in your program. Reflect on the alignment of your program's implementation of PBC with the description in the video.
What is PBC? 	This 3-page fact sheet defines PBC and discusses formats in which PBC can be implemented. The document highlights and explains each component of PBC.	Review this resource and identify the different ways PBC can be delivered. Reflect on how PBC is structured in your program and delivered to your coaches. Share with coach(es) and others in your program that are new to PBC. Discuss how PBC is structured in your program.

Use this resource to increase knowledge of the components of PBC and how they can be delivered.



18

Resource Name and Type	Brief Description	Ideas for Using this Resource
 <p>iFD PBC Modules</p>	<p>These five modules provide an overview of the PBC cycle and its components. After completing these modules, participants will be ready to complete a PBC training to learn how to become a coach.</p>	<p>Explore all five modules to learn about PBC and complete the embedded learning activities to apply your knowledge of PBC concepts.</p> <p>Discuss the reflections completed during the modules with your supervisor or other coaches who have completed the modules.</p>

Use this resource to engage in an interactive opportunity to enhance your knowledge of PBC.

NCECDTL

19



My Peers



NCECDTL

20

Question & Answer Time

Ragan McLeod Joyce Escorcia
 National Center on
 Early Childhood Development, Teaching, and Learning

This presentation was developed with funds from Grant #90HC000020 for the U.S. Department of Health and Human Services, Administration for Children and Families, Office of Head Start, and the Office of Child Care by the National Center for Early Childhood Development, Teaching, and Learning. This resource may be duplicated for noncommercial uses without permission.

21

**Thank
You**

**Join us May 19, 2021 for our next
episode: Coaching to Support
Social Emotional Practices.**



National Center on
Early Childhood Development, Teaching, and Learning

This training was supported by the Administration for Children and Families (ACF) of the United States (U.S.) Department of Health and Human Services (HHS) as part of a financial assistance award totaling \$10,200,000 with 100% funded by ACF. The contents are those of the author(s) and do not necessarily represent the official views of, nor an endorsement, by ACF/HHS, or the U.S. Government. This resource may be duplicated for noncommercial uses without permission.
