

Office of Head Start  
National Center on  
Early Childhood Development, Teaching, and Learning

July 19, 2022

## Using the 5Rs to Support Creativity in Young Children

**Host**  
Vanessa Maañao-French,  
NCECDTL

**Host**  
Katie Miller, NCECDTL

1

---

---

---

---

---

---

---

---



2

---

---

---

---

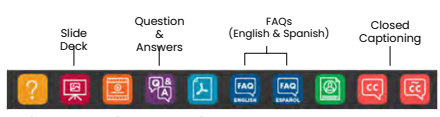
---

---

---

---

### Webinar Features




Slide Deck

Question & Answers

FAQs (English & Spanish)

Closed Captioning

Help    Media Player    Resource List    Speaker Bios



3

---

---

---

---

---

---

---

---

Leader's Digest

4

---

---

---

---

---

---

---

---

Learning Objectives

- Describe strategies education staff can use to promote creativity in young children.
- Apply the 5Rs of early learning leaders to promote creativity in staff.

5

---

---

---

---

---

---

---

---

We're curious...

How do you nurture and sustain creativity in your personal life?

Enter your responses in Q&A widget.

6

---

---

---

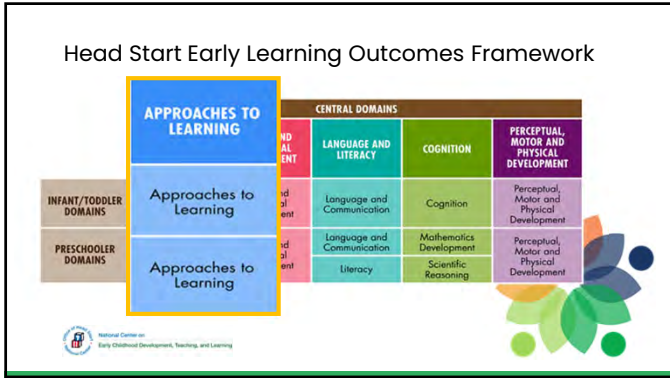
---

---

---

---

---



7

---

---

---

---

---

---

---

---



8

---

---

---

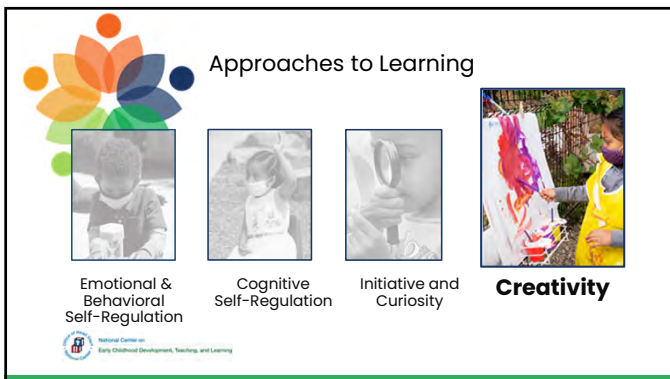
---

---

---

---

---



9

---

---

---

---

---

---

---

---



### Creativity Goals for Infants and Toddlers

Goal IT-ATL 8. Child uses creativity to increase understanding and learning.

Goal IT-ATL 9. Child shows imagination in play and interactions with others.

10

---

---

---

---

---

---

---

---



### Creativity Goals for Preschoolers

Goal P-ATL 12. Child expresses creativity in thinking and communication.

Goal P-ATL 13. Child uses imagination in play and interactions with others.

11

---

---

---

---

---

---

---

---

### Why is creativity important?

In our rapidly changing world, flexibility, new or different ideas, and solutions are needed.

Creativity is key to problem-solving.

Creativity reflects each child's unique way of being, doing, and thinking.

Creativity helps children express their emotions.



12

---

---

---

---

---

---

---

---



[Creativity] has the role in education of helping children become like themselves instead of more like everyone else.  
 – Sydney Gurewitz Clemens

13

---

---

---

---

---

---

---

---



NCECDTL's 5Rs for Learning Leaders

The 5Rs

- R** Responsive Relationships
- R** Reasons
- R** Resources
- R** Reflective Dialogues
- R** Recognition

National Center on Early Childhood Development, Teaching, and Learning

14

---

---

---

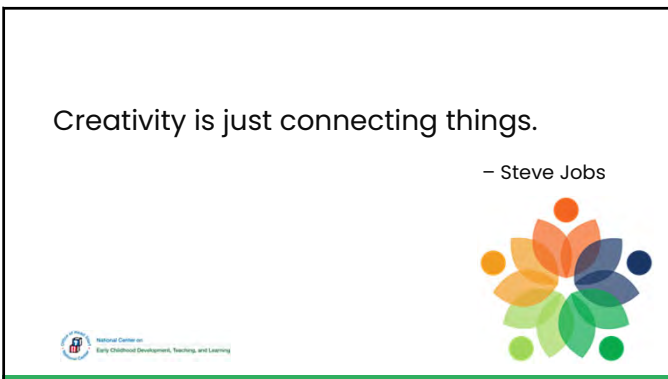
---

---

---

---

---



Creativity is just connecting things.

– Steve Jobs



National Center on Early Childhood Development, Teaching, and Learning

15

---

---

---

---

---

---

---

---

**R Relationships**

- Build trusting relationships as a base for learning
- Sharing excitement about learning
- Providing guidance for implementation of best practices; reinforcing best practice
- Individualizing training and professional development

Sharing excitement about learning

CREATIVITY

16

---

---

---

---

---

---

---

---

**Autonomy Support**

Autonomy, the freedom to choose how to accomplish tasks, is shown to have a positive impact on individual creativity.



National Center on Early Childhood Development, Teaching, and Learning

17

---

---

---

---

---

---

---

---

**R Reflective Dialogue**

- Collaborate to make meaning
- Engage in dialogue to promote equity
- Challenge and provoke thinking
- Create a safe space for trying new things

Let's try this!

CREATIVITY

18

---

---

---

---

---

---

---

---

The words we choose matter

**Questions and comments that hinder creativity:**

- What is it?
- Tell me about the octopus you drew.
- Why did you use paints? Teacher Mark put out markers and crayons for today.
- I like your picture, but you got paint all over your shirt. Let's go clean up.



19

---

---

---


---

---

---

---

---



The words we choose matter

**Questions and comments that promote creativity:**

- Tell me about your creation!
- I see you used crayons and paint. What inspired you to do that?
- If we put this piece of art in a museum, what name would you give it?
- What is your favorite part of what you created?

20

---

---

---


---

---

---


---

---



Enter your responses in Q&A widget.

What feedback would you give Rose?



National Center on Early Childhood Development, Teaching, and Learning

21

---

---

---

---

---

---

---

---



How do you express creativity in your work?

What does creativity look like in your work?

Enter your responses in Q&A widget.



22

---

---

---

---

---



---

---

---

Creativity is just intelligence having fun.

– Albert Einstein

23

---

---

---


---

---

---


---

---



**Debunking the “left-brain/right-brain” myth**

<p><b>LEFT</b></p> <ul style="list-style-type: none"> <li>• Logical</li> <li>• Analytical</li> <li>• Detail-oriented</li> <li>• Thinks in words rather than pictures</li> </ul>	<p><b>RIGHT</b></p> <ul style="list-style-type: none"> <li>• Creative</li> <li>• Intuitive</li> <li>• Free-thinking</li> <li>• Things with images rather than words.</li> </ul>
---	---



24

---

---

---

---

---

---

---

---



Intellectual Health



Having a love for learning, being curious, expressing your creativity, and believing you are capable of growth



25

---

---

---

---

---

---

---

---

VIDEO:  
**Fixed versus Growth Mindset**



26

---

---

---

---

---

---

---

---



**How do you encourage having a growth mindset?**

27

---

---

---

---

---

---

---

---



ACTIVITY: Apply what we've talked about today



28

---

---

---

---

---



---

---

---

Creativity is a natural extension of our enthusiasm.

– Earl Nightingale



29

---

---

---

---




---

---

---

---

Creativity Exercise: Finish this drawing



30

---

---

---

---

---



---

---

---

Creativity requires the courage to let go of certainties.

– Erich Fromm



31

---

---

---

---




---

---

---

---

Creativity Exercise: Finish this drawing



32

---

---

---

---




---

---

---

---

Creativity Exercise: Finish this drawing



33

---

---

---

---

---

---

---

---

Creativity Exercise: Finish this drawing



National Center on  
Early Childhood Development, Teaching, and Learning

34

---

---

---

---



---

---

---

---

Creativity Exercise: Finish this drawing



National Center on  
Early Childhood Development, Teaching, and Learning

35

---

---

---

---



---

---

---

---

Creativity Exercise: Finish this drawing



National Center on  
Early Childhood Development, Teaching, and Learning

36

---

---

---

---

---



---

---

---

You can't run out of creativity. The more you use it the more you have.

- Maya Angelou

37

---

---

---

---

---

---

---

---



**Creativity is...**

- Inventing
- Experimenting
- Growing
- Taking risks
- Breaking rules
- Making mistakes
- And having fun.

- Mary Lou Cook

38

---

---

---

---

---

---

---

---




<https://eclkc.ohs.acf.hhs.gov/about-us/article/mypeers-social-network-early-childhood-professionals>



39

---

---

---


---

---

---

---

---




We Want to Hear From You!

Please take some time to complete the session evaluation.

For more information contact:  
[ecdt@ecetta.info](mailto:ecdt@ecetta.info)  
(Toll-free 1-844-261-3752)

This training was supported by the Administration for Children and Families (ACF) of the United States (U.S.) Department of Health and Human Services (HHS) as part of a financial assistance award totaling \$10,200,000 with 100% funded by ACF. The contents are those of the author(s) and do not necessarily represent the official views of, nor an endorsement, by ACF/HHS, or the U.S. Government. This resource may be duplicated for noncommercial uses without permission.



---

---

---

---

---

---

---

---