


Before We Begin..


Before the webinar begins, you might like to print the following from the Resource widget:

- PowerPoint slides handout
- Notetaker handout



NCECDTL

1



Coaching Corner Webinar Series
Reflection and Feedback: Strategies for Success

May 22, 2019

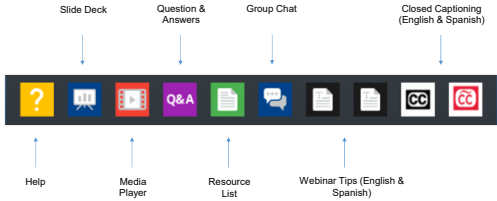
Presenters:
 Joyce Escorcia, NCECDTL
 Sarah Basler, NCECDTL

NATIONAL CENTER ON
 Early Childhood Development, Teaching and Learning

NCECDTL

2

Webinar Features



Slide Deck Question & Answers Group Chat Closed Captioning (English & Spanish)

Help Media Player Resource List Webinar Tips (English & Spanish)

NCECDTL

3

Session Objectives


At the end of this presentation, you should be able to:

- Discuss how to prompt reflection and deliver feedback effectively
- Identify effective reflection and feedback strategies
- Explore resources that support effective reflection and feedback

NCECDTL

4

Reflection and Feedback




- Reflect on observation & data
- Give & receive feedback
- Support & problem-solve
- Identify additional supports & resources

NCECDTL

5

Prompting Reflection and Delivering Feedback



NCECDTL

6

The Key to Good Reflection....

Objective questions


- What happened when _____?
- What have you tried with _____?

Interpretive questions

- Why do you think _____?
- What do you think would happen if _____?

Comparative questions

- Knowing that, what would you do next time...?
- How did that compare to _____?



NCECDTL

7

Let's Chat

What question would you ask next to prompt reflection?




NCECDTL

8


Feedback

- Planned
- Focused
- Supportive
- Constructive
- Intentional
- Specific





NCECDTL

9


 **Constructive Feedback**

- Start with what you observed regarding the targeted practice.
- Give information and suggestions for improving the practice.
- Ask the coachee to reflect on other ways to improve the practice.
- Provide resources to support implementation.







10


 **Let's Chat**

What challenges do you face with providing supportive or constructive feedback?






11

 **Take A-Ways**

- Collect detailed and specific notes/data
- Plan specific open-ended questions
- Plan feedback that is specific
- Provide suggestions
- Prepare to share meaningful resources



12

Reflection and Feedback Strategies




NCECDTL

13

Coaching Strategies

- **Reflective conversation**
- Problem-solving discussion
- Video review
- Role play
- Demonstration (live or video)
- Graphing data
- Help with environmental arrangements
- Provide materials




NCECDTL

14

Let's Chat

Which reflection and feedback coaching strategy have you had success using and why was it successful?



NCECDTL

15



Head Start Coaching Companion



HEAD START COACHING COMPANION
BRINGING EFFECTIVE PRACTICE INTO FOCUS

New Version Launched in January:

- Provide feedback within video clip to emphasize practices
- Greater coach/coachee interaction within a PBC cycle

© 2018
NCECDTL
11

22



myP MyPeers











© ECDTL


23



Interactive Curriculum Consumer Report Updated and Available on the ECLKC!

Features
Easily accessed from your computer or any mobile device, this interactive report allows you to:

- Search for a review of a specific curriculum
- Search by a specific criterion to see how various curricula rate based on that criterion
- Compare reviews and ratings for two curricula at a time
- View ratings for all curricula at-a-glance
- Print reviews and ratings for specific curricula
- Print a PDF of reviews and ratings for all curricula by type (e.g. home-based)



Use these reviews and ratings to learn how curricula meet effective, high-quality standards.

Home-Based

Infant and Toddler

Preschool

© ECDTL

24



Home Visitor e-Institute
May 28th-31st, 2019


Join home visitors all across the country as they work on the "Leave the Bag Challenge".

- Log into your ECIKC account first and then register: <https://bit.ly/eHVIinstitute>
- Starting May 28th, complete the four microlearning sessions, one offered daily via the Individualized Professional Development Portfolio on the ECIKC (IPD), and receive a certificate of completion.
- Each session can be reviewed in 10 minutes or less. It's designed to target four skills that build home visitors' capacity to support parents and use every day materials found in the home.

Questions: Contact ecdtl@ecetta.info or (toll-free) 844-261-3752




25



Thank you!

Contact us at ecdtl@ecetta.info
or call (toll-free)
1-844-261-3752



26
