

 **Teacher Time** Welcome!

While you are waiting for Teacher Time to begin, please introduce yourself in the chat box. Let us know:

1. Your name
2. Where you are from
3. What is your position
4. And, answer the following question:

What do you like most about your preschool curriculum?





TEACHER TIME:
Implementing Preschool Curriculum with Fidelity


January 18, 2019

Hosts: Judi Stevenson-Garcia & Treshawn Anderson


Guest Experts: Osnat Zur
Chat Room Facilitator: Jan Greenberg







 **ON24 Features**

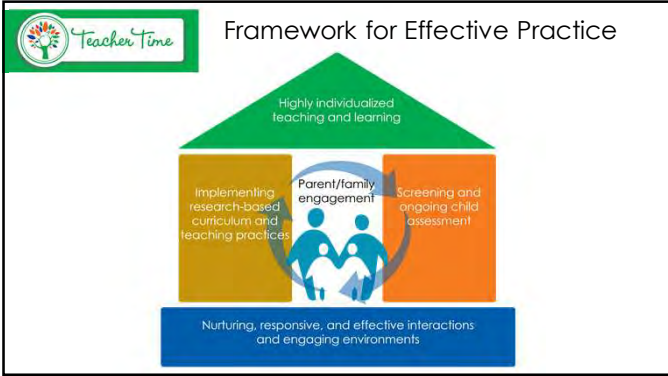
Chat Room Facilitator:
Jan Greenberg

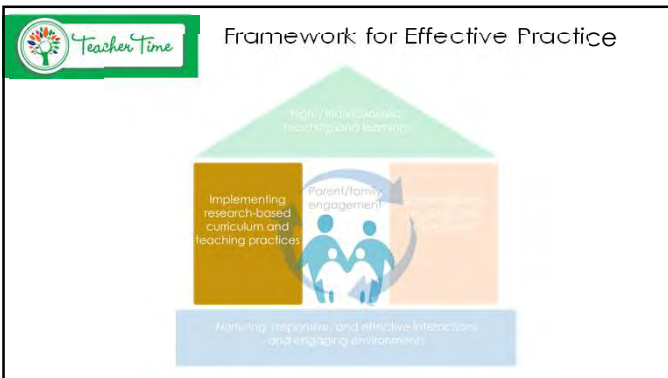


- Customizable widgets at the bottom of the screen
- Chat Room for group interaction
- Q & A box for questions during the webside
- Resource widget
- Download supporting documents
- Use a wired connection and close all windows for best results
- Complete evaluation









Implementing Curriculum With Fidelity

1. Get to know your curriculum
2. Understand goals of curriculum
3. Reflect on what's going well and what is challenging







 **Guest Expert**



Osnat Zur
WestEd Center for Child and Family Studies



Guest Expert

- Getting to know a curriculum is a process that takes time
- Identify professional development opportunities from the publisher
- Review and explore your curriculum materials
- Dig into the specific components of your curriculum (e.g., learning goals, learning experiences, approach to individualization)



Get to Know Your Curriculum

1. What resources does your curriculum come with?
2. What does your curriculum say about how children learn? How does this fit with your personal philosophy on how children learn? How do you tailor curriculum activities and learning experiences to meet the needs of every child?
3. What learning domains does the curriculum cover?
4. How are learning experiences, such as book readings, finger plays, sensory exploration, and song and movement activities, and adult-child interactions described by your curriculum? How are children's developmental stages addressed as you implement these learning experiences?



Curriculum Quick Guide





Implementing Curriculum With Fidelity

Understand:

- 1. Scope and Sequence
- 2. Individualization
- 3. What works well and what is challenging





Scope- the areas of development addressed by the curriculum such as social-emotional, cognitive, or physical development.


Sequence- learning experiences that support and extend children's learning at various levels of development




Goals for Sub-Domain: Emotional and Behavioral Self-Regulation

- Goal P-ATL.1. Child manages emotions with increasing independence **
- Goal P-ATL.2. Child follows classroom rules and routines with increasing independence
- Goal P-ATL.3. Child appropriately handles and cares for classroom materials
- Goal P-ATL.4. Child manages actions, words, and behavior with increasing independence









What scope?

- Physical Development- Fine motor
- Language and literacy
- Gross motor development





What scope?

- Fine motor
- Language and literacy
- Gross motor development



What sequence?

- Put writing materials in each center for children to integrate into their play
- Add small manipulatives that children can use during play time to strengthen their grip
- Set out blocks for children to build




Implementing Curriculum With Fidelity


Understand:

1. Scope and Sequence
2. Individualization
3. What works well and what is challenging









 Teacher Time



 Teacher Time



 Teacher Time






Implementing Curriculum With Fidelity

Understand:

- 1. Scope and Sequence
- 2. Individualization
- 3. **What works well and what is challenging**








Implementing Curriculum With Fidelity

What parts of the curriculum are easy or hard to implement?


- 1. What is confusing?
- 2. How well do you individualize?
- 3. Are your learning environments, routines, and teaching practices in line with what the curriculum recommends?





Implementing Curriculum With Fidelity

What may be a clue that you might need to adjust your environment, routine, or teaching practices?





Implementing Curriculum With Fidelity

Understand:

- 1. Scope and Sequence
- 2. Individualization
- 3. What works well and what is challenging





Safe Foundations, Healthy Futures



Resources:

- MyPeers
- T4T
- ELOF2GO
- Safe Foundations, Healthy Futures

Upcoming Teacher Time Episodes:

February 15 – Supporting Families Through Transitions – Infants/Toddlers

March 15 – Supporting Families Through Transitions - Preschoolers
