




While You're Waiting

Download the webinar Viewer's Guide and follow along!



1

National Center on
Early Childhood Development, Teaching, and Learning

February 2, 2023

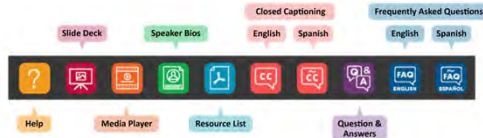

Problem-Solving and Relationship Skills with Infants and Toddlers

Host
Becky Sughrim
NCECDTL

Host
Mike Browne
NCECDTL

2

Webinar Features

3

Problem-Solving and Relationships Skills Birth to Five
February/March 2023

Viewer's Guide
Problem-Solving and Relationship Skills for Children Birth to Five

National Center on Early Childhood Development, Teaching, and Learning

4

Our Time Together

- Positive Behavior Support Teaching Practices
- It's All About You
- Neuroscience Nook
- BASICS
- Small Change, Big Impact
- Focus on Equity
- The BookCASE

National Center on Early Childhood Development, Teaching, and Learning

5

The Feelings Tree

National Center on Early Childhood Development, Teaching, and Learning

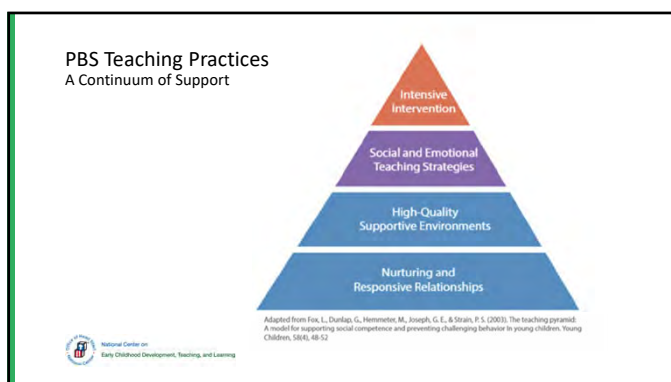
6

Head Start Early Learning Outcomes Framework


ELOF	Central Domains				
	Approaches to Learning	Social and Emotional Development	Language and Literacy	Cognition	Perceptual, Motor, and Physical Development
Infant/Toddler Domains	Approaches to Learning	Social and Emotional Development	Language and Communication	Cognition	Perceptual, Motor, and Physical Development
Preschooler Domains	Approaches to Learning	Social and Emotional Development	Language and Communication Literacy	Mathematics Development Scientific Reasoning	Perceptual, Motor, and Physical Development

National Center on Early Childhood Development, Teaching, and Learning

7



8




Share in the Q & A

What's one way you support problem-solving and peer relationships with the infants and toddlers in your care?

National Center on Early Childhood Development, Teaching, and Learning


9

Positive Behavior Supports (PBS)




Positive approach to challenging behavior:


- Focuses on proactively building **problem-solving** and relationship skills
- Recognizes that all behavior is communication and an opportunity to support **problem-solving**



10




All About You!




11

It's All About You!




Body Scan: Noticing, Breathing, Softening



Notice your:

- body
- eyes
- feet/body
- back
- stomach
- hands, arms, shoulders
- jaw and facial muscles
- whole body present

take a breath



12

Problem-Solving and Relationship Skills



- Social competencies and problem-solving skills are key to healthy social emotional development
- Teaching problem-solving skills early in life builds a strong foundation which supports the child in using these skills independently later



13

Key Ideas: Toddlers



Promote healthy relationships



Teach problem-solving steps



Teach problem-solving in the moment



14




Teach Problem-Solving in the Moment
Building towers and solution cards




15

Key Ideas: Infants



Promote healthy relationships Practice problem-solving



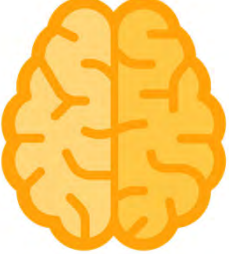
16




Promote Healthy Relationships
Playing next to each other



17



Neuroscience Nook



18

Neuroscience Nook

Executive Functioning Skills

Attention Working Memory
 Motivation Self-regulation
 Decision-making Organization
 Planning behavior Switching between tasks
 Problem-solving

National Center on Early Childhood Development, Teaching, and Learning

19

Neuroscience Nook
Development of executive function

National Center on Early Childhood Development, Teaching, and Learning

20

BASICS: Problem-Solving and Relationship Skills

- B** Behavioral expectations in advance
- A** Attend to and encourage positive behavior
- S** Scaffold with cues and prompts
- I** Increase engagement
- C** Create or add challenge
- S** Specific feedback

National Center on Early Childhood Development, Teaching, and Learning

21

Create or Add Challenge



Select toys and materials that support turn taking and waiting.






Create waiting games with the materials in the environment and routines through out the day.

National Center on Early Childhood Development, Teaching, and Learning

22

Create or Add Challenge




Waiting on the slide

National Center on Early Childhood Development, Teaching, and Learning

23

Specific Feedback



For Infants:

"You're helping me put Natalie's coat on."

"Look, Nora is watching you. I think she wants to play too!"

For Toddlers:

"I see that you two are frustrated and have a problem. Let's go get our solution cards for some ideas."

"You knocked into Lucas because you were running and didn't see him. Let's see if he is ok."

National Center on Early Childhood Development, Teaching, and Learning

24




Small Change Big Impact




25

Small Change Big Impact


Physical Adjustment




Change the space




Manage materials and supplies




Gentle Hug
Add visual cues



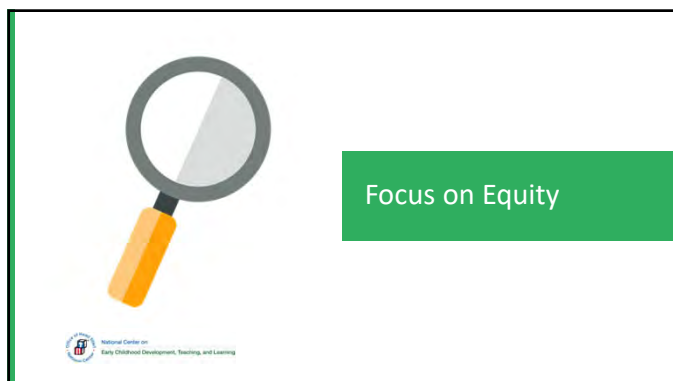
26



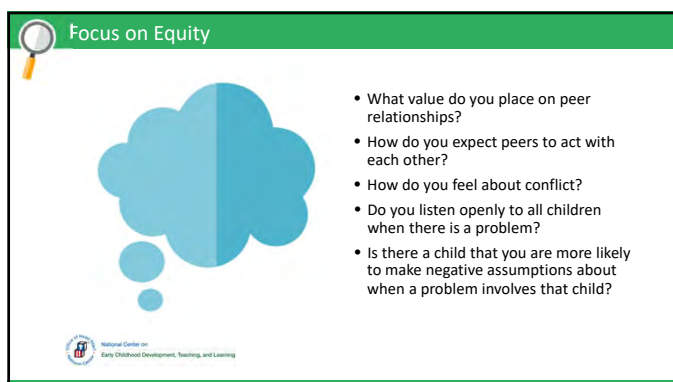
Small Change, Big Impact
Changing the space to support peer engagement



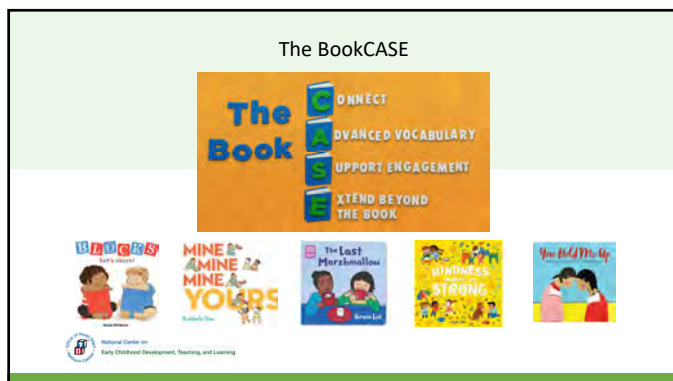
27



28






29




30

The BookCASE

National Center on
Early Childhood Development, Teaching, and Learning

31




Live Q & A

If you have questions for us, put them in the Q&A and we'll do our best to answer your question!

National Center on
Early Childhood Development, Teaching, and Learning

32



Thank You!

Join Us For Our Next Episode!

Problem-Solving and Relationship Skills with Preschool Children

March 2, 2023

National Center on
Early Childhood Development, Teaching, and Learning

33




<https://eclkc.ohs.acf.hhs.gov/about-us/article/mypeers-social-network-early-childhood-professionals>




34




<https://bit.ly/DTL-PUSHPLAY>




35



We Want to Hear From You

Please take some time to complete the session evaluation.

For more information contact:
ecdte@ecetta.info
 (Toll-free 1-844-261-3752)



This training was supported by the Administration for Children and Families (ACF) of the United States (U.S.) Department of Health and Human Services (HHS) as part of a financial assistance award totaling \$10,200,000 with 100% funded by ACF. The contents are those of the author(s) and do not necessarily represent the official views of, nor an endorsement, by ACF/HHS, or the U.S. Government. This resource may be duplicated for noncommercial uses without permission.

36
