




Problem-solving and Relationship Skills in Preschool



1


March 2, 2023

Problem-solving and Relationship Skills in Preschool

Host
Gail Joseph
NCECDL


Host
Saameh Solaimani
NCECDL

2



Viewer's Guide

Problem-solving and Relationship Skills for Children Birth to Five



3



Our Time Together

- Positive Behavior Support Teaching Practices
- It's All About You
- Neuroscience Nook
- BASICS
- Small Change, Big Impact
- Focus on Equity
- The Book CASE

4

The Feelings Tree





5

Head Start
Early Learning Outcomes Framework

ELOF

		Central Domains				
		Approaches to Learning	Social and Emotional Development	Language and Literacy	Cognition	Perceptual, Motor, and Physical Development
Infant/Toddler Domains	Approaches to Learning	Social and Emotional Development	Language and Communication	Cognition	Perceptual, Motor, and Physical Development	
Preschooler Domains	Approaches to Learning	Social and Emotional Development	Language and Communication	Mathematics Development	Perceptual, Motor, and Physical Development	
			Literacy	Scientific Reasoning		



6

Positive Behavior Support(PBS)
Teaching Practices
A Continuum of Support

Adapted from Fox, L., Dunlap, G., Hemmonson, M., Jacob, C. L., & Stapp, P. J. (2003). The coaching parent: A model for supporting social competence and promoting challenging behavior in young children. *Early Childhood Research Quarterly, 18*(4), 46-52.

National Center on
Early Childhood Development, Teaching, and Learning

7

Share in the Q & A

What's one way you support problem solving and peer relationships with the preschool children in your care?

National Center on
Early Childhood Development, Teaching, and Learning

8


Positive Behavior Supports (PBS)

Positive approach to challenging behavior:


- Focuses on proactively building problem solving and relationship skills
- Recognizes that all behavior is communication and an opportunity to support problem solving

National Center on
Early Childhood Development, Teaching, and Learning

9




All About You!




10

It's All About You!




Body Scan: Noticing, Breathing, Softening




Notice *your*:
 body
 eyes
 feet/body
 back
 stomach
 hands, arms, shoulders
 jaw and facial muscles
 whole body present

Take a breath




11

Problem Solving and Relationship Skills



- Social competencies and problem-solving skills are key to healthy social emotional development
- Teaching problem-solving skills early in life builds a strong foundation which supports the child in using these skills independently later



12


Key Ideas: Preschool




Promote Healthy Relationships Teach Problem-Solving Steps Teach Problem-Solving in the Moment




13




Teaching Problem-Solving Skills
 Dr. Angel Fetting :
 Four steps to teach problem-solving skills



14



Neuroscience Nook



15

Neuroscience Nook

Executive Functioning Skills

Attention
Working Memory
Self-regulation
Organization
Switching between tasks
Problem-solving
Planning behavior
Decision-making
Motivation
Decision-making

National Center on Early Childhood Development, Teaching, and Learning

16

Neuroscience Nook
Development of Executive Function

National Center on Early Childhood Development, Teaching, and Learning

17

BASICS: Problem Solving and Relationship Skills

- B** Behavioral expectations in advance
- A** Attend to and encourage positive behavior
- S** Scaffold with cues and prompts
- I** Increase engagement
- C** Create or add challenge
- S** Specific feedback

National Center on Early Childhood Development, Teaching, and Learning

18

Create or Add Challenge



Create a Friendship Kit

- Includes items children can use to comfort a friend as well as visual supports that teach friendship skills.

Include items like:

- Pack of tissue
- Small soft toy
- Silly disguise glasses
- Pack of band-aids
- Sheet of stickers


Gentle Hug



National Center on Early Childhood Development, Teaching, and Learning

19

Create or Add Challenge




Create a Problem-solving Solution Basket

- Includes pictures of prosocial skills and behaviors that children can try to solve a social problem


Visuals might include:

- Wait
- Take turns
- Make another choice
- Play together
- Make a new choice
- Take a break
- Talk to an educator



National Center on Early Childhood Development, Teaching, and Learning

20



Create or Add Challenge

Using the Problem-solving Basket

National Center on Early Childhood Development, Teaching, and Learning

21

Specific Feedback



"I can see you're being a helpful friend and working with Isaiah to get his mat set up for nap time."

"I hear that you all would like a turn on the tire swing. Let's try using the sand timer to make sure everyone gets a turn."


"I can see that you are both feeling frustrated. Let's get the solution kit to get some ideas of how we can solve the problem."



22

Specific Feedback

"You guys are expert problem solvers!"




23


Small Change Big Impact




24

 **Small Change Big Impact**

Social Stories



- Visual support to help a child navigate a social situation that might be new or challenging
- Written from the child's perspective
- Include simple descriptions of a situation
 - What the child and other people involved might be feeling and thinking
 - Expected appropriate behavior



25




Small Change, Big Impact


Social Story Promoting Calm Words



26




Focus on Equity



27

Focus on Equity




We can ask ourselves...

- What value do I place on peer relationships?
- How do I expect peers to act with each other?
- How do I feel about conflict?
- Do I listen openly to all children when there is a problem?
- Is there a child that I am more likely to make negative assumptions about when a problem involves that child?

National Center on Early Childhood Development, Teaching, and Learning

28

The BookCASE








National Center on Early Childhood Development, Teaching, and Learning

29

The BookCASE

The Little Book of Friendship


Laurie Friedman
Author

Zack Bush
Author


Sarah Van Evera
Illustrator

National Center on Early Childhood Development, Teaching, and Learning

30



Live Q & A
If you have questions for us, put them in the Q&A and we'll do our best to answer your question!



31





Thank You!


Join Us For Our Next Episode!
Responding to Persistent Challenging Behavior in Infants and Toddlers
April 2, 2023




32




<https://eclkc.ohs.acf.hhs.gov/about-us/article/mypeers-social-network-early-childhood-professionals>




33



PUSHPLAY
DTL On Demand



<https://bit.ly/DTL-PUSHPLAY>



34



We Want to Hear From You

Please take some time to complete the session evaluation.

For more information contact:
ecdtl@ecetta.info
(Toll-free 1-844-261-3752)



This training was supported by the Administration for Children and Families (ACF) of the United States (U.S.) Department of Health and Human Services (HHS) as part of a financial assistance award totaling \$10,000,000 with 25% funded by ACF. The contents are those of the author(s) and do not necessarily represent the official views of, nor an endorsement, by ACF/HHS, or the U.S. Government. This resource may be duplicated for noncommercial uses without permission.

35
