



May 5, 2022

Supporting Creativity in Preschoolers

Viewer's Guide

This viewer's guide gives you ideas for supporting creativity for all preschoolers. The reflection questions, activities, and resources will help you think about ways to support children's learning.

Head Start Early Learning Outcomes Framework (ELOF)

<https://eclkc.ohs.acf.hhs.gov/interactive-head-start-early-learning-outcomes-framework-ages-birth-five> (English)

<https://eclkc.ohs.acf.hhs.gov/es/marco-interactivo-de-head-start-sobre-los-resultados-del-aprendizaje-temprano-de-los-ninos-desde-el> (Spanish)

Follow the link above to the interactive ELOF. Then, click on domains and subdomains. Within each subdomain are goals that outline the developmental progression of skills for ages birth through five.

	CENTRAL DOMAINS				
	APPROACHES TO LEARNING	SOCIAL AND EMOTIONAL DEVELOPMENT	LANGUAGE AND LITERACY	COGNITION	PERCEPTUAL, MOTOR AND PHYSICAL DEVELOPMENT
INFANT/TODDLER DOMAINS	Approaches to Learning	Social and Emotional Development	Language and Communication	Cognition	Perceptual, Motor and Physical Development
PRESCHOOLER DOMAINS	Approaches to Learning	Social and Emotional Development	Language and Communication	Mathematics Development	Perceptual, Motor and Physical Development
			Literacy	Scientific Reasoning	



Need to access the ELOF on the go? Check out ELOF2GO, a mobile app that includes the ELOF developmental progressions here:

<https://eclkc.ohs.acf.hhs.gov/school-readiness/article/elo2go-mobile-app> (English)

<https://eclkc.ohs.acf.hhs.gov/es/preparacion-escolar/articulo/aplicacion-movil-mielof-en-espanol> (Spanish)



National Center on

Early Childhood Development, Teaching, and Learning

This training was supported by the Administration for Children and Families (ACF) of the United States (U.S.) Department of Health and Human Services (HHS) as part of a financial assistance award totaling \$10,200,000 with 100% funded by ACF. The contents are those of the author(s) and do not necessarily represent the official views of, nor an endorsement, by ACF/HHS, or the U.S. Government. This resource may be duplicated for noncommercial uses without permission.

ELOF Goals – Approaches to Learning for Preschool: Creativity

Preschooler Approaches to Learning Sub-Domains



Goals for Sub-Domain: Creativity

Goal P-ATL 12. Child expresses creativity in thinking and communication. ▼

Goal P-ATL 13. Child uses imagination in play and interactions with others. ▼

Developmental Progression of Creativity

How do you foster creativity in yourself? In the children you work with?

Developmental Progression of Creativity



Responds to adults' prompts to express creative ideas in words and/or actions.



Communicates creative ideas and actions both with and without prompting from adults.



Approaches tasks and play with creative problem solving. Asks questions that show new ways of thinking. Uses multiple ways to communicate thoughts, feelings, or ideas.

Video Observations

Write down strategies you'd like to try that will support young children's creativity.

BASICS: Creativity



B Behavioral expectations in advance



A Attend to and encourage appropriate behavior



S Scaffold with cues and prompts



I Increase engagement



C Create or add challenge



S Specific feedback

Write down ideas for: **Behavioral expectations in advance.**

Write down ideas for: **Attend to and encourage appropriate behavior.**

Write down ideas for: **Scaffold with cues and prompts.**

Write down ideas for: **Increase active engagement.**

Write down ideas for: **Create or add challenge.**

Write down ideas for: **Specific feedback.**

Tips for Teachers

Print these *Tips for Teachers* to share with your co-workers about how to support children's learning and creativity.

- Tips for Teachers: Asking Questions: <https://eclkc.ohs.acf.hhs.gov/sites/default/files/pdf/no-search/iss/language-modeling-and-conversations-birth-to-5/askingquestions0-5-teachertips.pdf>
- Tips for Education Staff: Supporting Make Believe Play: <https://eclkc.ohs.acf.hhs.gov/sites/default/files/pdf/no-search/iss/language-modeling-and-conversations-birth-to-5/mbp-handout-8-tips-for-es-supporting-mbp.pdf>
- Tips for Teachers: Fostering Connections: <https://eclkc.ohs.acf.hhs.gov/sites/default/files/pdf/no-search/iss/building-relationships/fosteringconnections-teachertips.pdf> (English)
<https://eclkc.ohs.acf.hhs.gov/sites/default/files/pdf/no-search/iss/building-relationships/fosteringconnections-teachertips-esp.pdf> (Spanish)

Tinkering and Design Challenges

What are your ideas for tinkering? What are your ideas for a design challenge?

Use these resources for inspiration about tinkering and design challenges.

- The Tinkering Studio: Tinkering at Home: <https://www.exploratorium.edu/tinkering/our-work/tinkering-at-home>
- Blog post from NAEYC about making and tinkering at home: <https://www.naeyc.org/resources/blog/making-and-tinkering-home>
- Webinar from NAEYC with *Making & Tinkering with STEM* author Cate Heroman: <https://www.youtube.com/watch?v=65X2bEYCAIs>

Environmental Support

During this segment, we talked about changing, or modifying, the environment by using physical adjustments to encourage full participation and exploration in learning.

- Check out the 15 Minute In Service Suite on Environmental Supports: <https://eclkc.ohs.acf.hhs.gov/children-disabilities/article/environmental-support>



THE NATIONAL CENTER ON
Quality Teaching
and Learning

TIPS FOR TEACHERS ENVIRONMENTAL SUPPORT

CURRICULUM MODIFICATIONS:

Small changes to ongoing classroom activities or materials to increase a child's participation

Environmental support is one of the eight types of curriculum modifications.

ENVIRONMENTAL SUPPORT: PHYSICAL ADJUSTMENTS



PHYSICAL ADJUSTMENTS

- Change the location of materials, centers, or activities
- Add, take away, or vary materials
- Use visuals (like charts, pictures, or drawings)
- Define clear boundaries

SOCIAL ADJUSTMENTS

- Carefully choose peer pairs and groupings
- Select materials to motivate shared play
- Design activities to promote social interactions

TEMPORAL ADJUSTMENTS

- Modify schedules
- Adjust the amount of time spent on activities or routines



For more information, contact us at: NCQTL@UW.EDU or 877-731-0764

This document was prepared under Grant #90HC0002 for the U.S. Department of Health and Human Services, Administration for Children and Families, Office of Head Start, by the National Center on Quality Teaching and Learning.
WINTER 2014

Focus on Equity

Talking About Race

- Head Start Heals: Podcast Series: Talking About Race: <https://eclkc.ohs.acf.hhs.gov/podcast/talking-children-about-race>
- NCPMI Article: <https://challengingbehavior.cbcs.usf.edu/docs/Talking-to-children-race.pdf>
- Anti-Bias Teaching and Learning Environments in Head Start and Early Head Start Programs: <https://eclkc.ohs.acf.hhs.gov/video/anti-bias-teaching-learning-environments-head-start-early-head-start-programs>

Use the space below to reflect on strategies you can use to talk about race with young children.

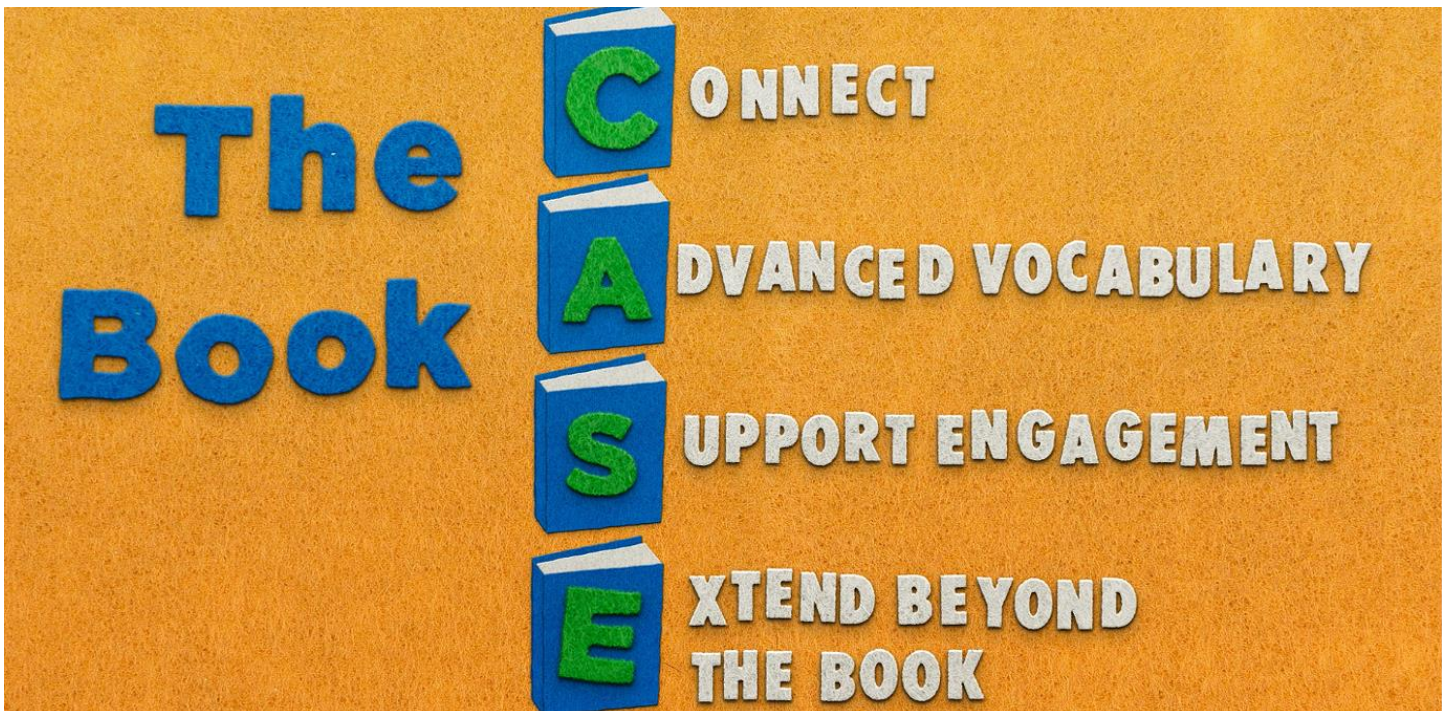
Focus on Equity

How do you respond to children's questions and comments about race?

What do you hope to add, change, or keep the same about how you respond to comments and questions about race?

How can you and how do you plan to add in more positive conversations about race throughout the day?


The BookCASE



Books are a great way to engage with children. There are books about many things in our world, too. So, matching books with themes and activities helps make learning experiences meaningful for children. Choosing books on topics that preschoolers are interested in is another way to help them feel included and that their interests are important.

Selected Books from the BookCASE

Where's Your Creativity?



Aaron Rosen (Author) Riley Watts (Author) Marika Maijala (Illustrator)


Where's Your Creativity? is an inspirational picture book for young creatives. The fun and rhythmic text looks at ways children can express themselves creatively each day and sets imaginations alight with ideas. With bold and colorful illustrations, this book explores all areas in which children can express their individual creativity, including dance, music, food, literature and art. (from www.bookshop.org)



Kamala and Maya's Big Idea

Meena Harris (Author) Ana Ramirez Gonzalez (Illustrator)


This is the uplifting tale of how the author's aunt and mother first learned to persevere in the face of disappointment and turned a dream into reality. This is a story of children's ability to have influence and of a community coming together to transform their neighborhood. (from www.bookshop.org)



My Rainy Day Rocket Ship

Markette Sheppard (Author) Charly Palmer (Illustrator)

My Rainy Day Rocket Ship is a high-spirited, engaging salute to the imagination of Black boys who use their beautiful minds to transform the mundane into the extraordinary, dream out loud, and boldly go where their sky is the only limit. (from www.bookshop.org)




Abby Invents The Foldibot

Dr. Arlyne Simon (Author), Diana Neculescu (Illustrator)

Abby thinks folding laundry is boring. *Very boring. There are washing machines and dryers. There must be folding machines, too!* Team up with Abby and Cousin Miko as they invent the world's first, at-home, laundry-folding machine - the Foldibot! The first prototype does not work. Neither does the second. But Abby is not afraid of failure. How many tries will it take? Share Abby's joy as she earns her SECOND patent! (from <https://www.abbyinvents.com/>)

Exploring the BookCASE



Radiant Child: The Story of Young Artist Jean-Michel Basquiat

Javaka Steptoe (Author)

Jean-Michel Basquiat and his unique, collage-style paintings rocketed to fame in the 1980s as a cultural phenomenon unlike anything the art world had ever seen. But before that, he was a little boy who saw art everywhere: in poetry books and museums, in games and in the words that we speak, and in the pulsing energy of New York City. Now, award-winning illustrator Javaka Steptoe's vivid text and bold artwork echoing Basquiat's own introduce young readers to the powerful message that art doesn't always have to be neat or clean--and definitely not inside the lines--to be beautiful. (from www.bookshop.org)

Watch Javaka Steptoe read *Radiant Child: The Story of Young Artist Jean-Michel Basquiat* outloud!
<https://www.youtube.com/watch?v=OAXpNb6U8Fo>

Connect

In this story the author talks about how Jean-Michel used creativity to express his emotions and heal. The author also talks about how creativity helped Jean-Michel show who he uniquely is by creating “from a sound track all his own.”

Advanced vocabulary

This story uses words like slurp, dwells, patchwork, sly, barrage and composition. As you read these words, ask the children if they know what the words mean? Encourage them to share definitions.

Support engagement

Ask open-ended questions. Encourage children to share their ideas about the illustrations they see and what they think will happen next.

Extend

Radiant Child provides a great opportunity for the children to engage in creativity expression. Have the children create art that tells a story, shares a feeling, or brings an idea in their head to life. Get inspired by the works of Jean-Michel and Javaka Steptoe. Provide children with different types of colorful mediums, like chalk, pastels, paint, and markers. Offer them the opportunity to work with mixed mediums and include stickers, pictures from magazines, or cut out photos of themselves. Give them time to create and watch as they tell a story through their art.

Explore the BookCASE on Your Own

The preschoolers in my learning environment love this book:

Make the CASE:

Connect:

Advanced vocabulary:

Support engagement:

Extend:

Books I would like to add to my learning environment:

Finding Alternatives

Sometimes the books shared in the BookCASE aren't available or accessible for use or purchase. In addition to the alternatives listed below, what strategies do you use to increase access to books to the children in your care?

- Check out books from the local library
- Listen to books being read from YouTube
- Ask family members and neighbors to share books they aren't using anymore
- Ask for book donations on local community boards or social media platforms.

Helpful Resources

ECLKC Resources

Head Start Early Learning Outcomes Framework and related resources

<https://eclkc.ohs.acf.hhs.gov/school-readiness/article/head-start-early-learning-outcomes-framework> (English)

<https://eclkc.ohs.acf.hhs.gov/es/preparacion-escolar/articulo/marco-de-head-start-sobre-los-resultados-del-aprendizaje-temprano-de-los-ninos> (Spanish)

Approaches to Learning Effective Practice Guide: Initiative and Creativity

<https://eclkc.ohs.acf.hhs.gov/school-readiness/effective-practice-guides/creativity> (English)

<https://eclkc.ohs.acf.hhs.gov/es/preparacion-escolar/effective-practice-guides/creatividad> (Spanish)

Asking Questions 15-minute In-service Suite

<https://eclkc.ohs.acf.hhs.gov/video/asking-questions-birth-five> (English)

<https://eclkc.ohs.acf.hhs.gov/es/video/hacer-preguntas-desde-el-nacimiento-hasta-los-5-anos> (Spanish)

Make Believe Play 15-minute In-service Suite

<https://eclkc.ohs.acf.hhs.gov/video/make-believe-play> (English)

<https://eclkc.ohs.acf.hhs.gov/es/video/el-juego-simbolico> (Spanish)

Promoting Creativity in Early Childhood Classrooms Webinar

<https://eclkc.ohs.acf.hhs.gov/video/promoting-creativity-early-childhood-classrooms> (English)

<https://eclkc.ohs.acf.hhs.gov/es/video/promocion-de-la-creatividad-en-las-aulas-de-la-primera-infancia> (Spanish)

A Creative Adventure Video

<https://eclkc.ohs.acf.hhs.gov/video/creative-adventure> (English)

<https://eclkc.ohs.acf.hhs.gov/es/video/una-aventura-creativa> (Spanish)

Taking Care of Ourselves: Stress and Relaxation

<https://eclkc.ohs.acf.hhs.gov/family-support-well-being/article/taking-care-ourselves-stress-relaxation> (English)

<https://eclkc.ohs.acf.hhs.gov/es/apoyo-y-bienestar-familiar/articulo/como-cuidarnos-estres-y-relajacion> (Spanish)

Featured Books

The Art of Tinkering: Meet 150 Makers Working at the Intersection of Art, Science & Technology

Mike Petrich and Karen Wilkinson (authors)

The Art of Tinkering is a collection of exhibits, artwork, and projects that celebrate a whole new way to learn, in which people create their own knowledge through making and doing, working with readily available materials, getting their hands dirty, collaborating with others, problem-solving in the most fun sense of the word, and, yes, oftentimes failing and bouncing back from getting stuck. (from www.bookshop.org)

Making and Tinkering with STEM: Solving Design Challenges with Young Children

Cate Heroman (author)

Tinker, make, engineer--solving problems from picture books. Teaching and learning STEM subjects (science, technology, engineering, and mathematics) is more accessible than ever before! Children will be inspired, delighted, and challenged as they use everyday materials and STEM concepts to design and build solutions to problems faced by characters in their favorite books. This practical, hands-on resource includes 25 engineering design challenges appropriate for children ages 3-8; suggestions for creating a makerspace environment; a list of 100 picture books that encourage STEM-rich exploration and learning; questions and ideas for expanding children's understanding of STEM concepts; a planning template so you can create your own design challenges. (from www.bookshop.org)

Nurturing Creativity: An Essential Mindset for Young Children's Learning

Rebecca Isbell (Author) Sonia Akiko Yoshizawa (Author)

Young children have great capacity for creativity that thrives when it is nurtured. Early childhood teachers can inspire children's innovative thinking and doing by

- Including creative opportunities across all domains of learning
- Designing a beautiful space that encourages children's experimentation and play
- Extending children's learning and challenging their thinking

- Documenting children’s thought processes and displaying their work
- Involving families and the community in children’s creative endeavors
- Reflecting on your beliefs and practices about creativity and nurturing your own creativity

Learn how to support children as they problem solve, explore and share new ideas, and collaborate with others. Watch their confidence and capabilities grow!

(from <https://www.naeyc.org/resources/pubs/books/nurturing-creativity>)

Mobile Apps

ELOF2GO Mobile App

<https://eclkc.ohs.acf.hhs.gov/school-readiness/article/elof2go-mobile-app>

MiELOF Mobile App

<https://eclkc.ohs.acf.hhs.gov/es/preparacion-escolar/articulo/aplicacion-movil-mielof-en-espanol>

Text4Teachers

<https://eclkc.ohs.acf.hhs.gov/teaching-practices/article/text4teachers>

Ready DLL Mobile App

<https://eclkc.ohs.acf.hhs.gov/culture-language/article/ready-dll-mobile-app>

Online Communities

MyPeers

<https://eclkc.ohs.acf.hhs.gov/about-us/article/mypeers-collaborative-platform-early-care-education-community>

- Teacher Time Community
- Head Start Disabilities and Inclusion Network
- Culturally and Linguistically Responsive Practices Community